



DOI: 10.1111/egf.15070

# COMPUTER GRAPHICS *forum*

## Editorial

### Editors:

*Pierre Alliez &  
Michael  
Wimmer*



This issue marks the start of a new volume of *Computer Graphics Forum* (CGF, Vol. 43), covering issues in the year 2024. In 2023 (Vol. 42), CGF published a total of 217 papers. Based on the latest published reports from Thomson Reuters, CGF now has an impact factor of about 2.5 for the articles published during the 2021–2022 period, which is an all-time high. This means that CGF remains among the most impactful journals in our field. We are very glad about this development and thank all CGF authors, the reviewers and associate editors, the paper chairs of CGF-associated conferences, and our colleagues at Wiley for maintaining the high quality of Computer Graphics Forum. While CGF continues to be among the top-ranking journals in our field, we also look forward to further increasing our impact on computer graphics, visualization, and related fields through novel and stimulating high-quality content.

On behalf of the CGF editorial board, we express our sincere gratitude to all associate editors for their excellent scientific knowledge and research expertise, for the enormous amounts of time spent for CGF and their community, and for their genuine integrity and thorough professionalism.

We also wish to thank Adrien Bousseau and Krešimir Matković for their highly valuable help with further improving our strategy regarding emerging topics and the future impact of CGF.

By the end of 2023, Helwig Hauser completed his term as co-Editor-in-Chief of CGF. We are deeply indebted to Helwig for his tremendous commitment and diligent service to the journal and to the computer graphics and visualization scientific communities at large. It was a real pleasure to work with and learn from Helwig, who dedicated an impressive amount of time to the journal, ensuring that authors received prompt, quality treatment of their submissions. We thank Helwig and wish him the very best as he seeks his next scientific and management challenges. We insert at the end of this editorial some interesting information from Helwig.

CGF welcomes Michael Wimmer as the new co-Editor-in-Chief. Michael is Professor at TU Vienna, Austria, and a renowned expert on rendering, geometric modeling, and visualization. Michael's four-year term is from 2024 to 2027.

The editorial board would also like to express its strong appreciation of the exceptional efforts made in managing all the detailed processes by Amit Bansal (Wiley) and Stefanie Behnke (EG). We also appreciate very much the advisory support from the Wiley team, as well as from the EG publication board, chaired by Dieter Fellner (chair) and Min Chen.

The portfolio of CGF-associated events includes the *Eurographics Annual Conference* (EG), the *Eurographics Conference on Visualization* (EuroVis), the *Eurographics Symposium on Rendering* (EGSR), the *Eurographics Symposium on Geometry Processing* (SPG), the *Pacific Conference on Computer Graphics and Applications* or *Pacific Graphics* (PG), the *Symposium on Computer Animation* (SCA) and *Conference on High-Performance Graphics* (HPG). In total, CGF published six special issues in 2023 for these events. CGF is proud of being the mainstay that supports the broadest range of topics in the scope of computer graphics and visualization.

Wiley keeps maintaining the CGF web site at <https://onlinelibrary.wiley.com/journal/14678659>

from which readers can access all past issues of CGF and the Early View Repository, which hosts recently accepted CGF papers. In addition, there are direct links to

- a full list of GCF's renowned collection of survey and review articles, commonly referred to as *State-of-the-Art Reports* (STARs),
- CGF Frequently-Asked Questions (FAQs), and
- CGF Papers with the Graphics Replicability Stamp.

Each year, CGF holds a cover image competition. The winning image is used on the journal front page and on a variety of materials associated with the journal. For 2024, the winning cover image, as selected by the CGF editorial board members, is contributed by Dennis Bukenberger. We thank Federico Ponchio for implementing and maintaining the website that collects the competing images, and for collecting contribution information.

In closing, we would like to encourage you to continue submitting your high-quality research work to CGF!

Pierre Alliez, Inria, and Michael Wimmer, TU Wien,  
Editors in Chief

### Experience and information from Helwig Hauser, EiC until end of 2023

Helwig's first submission to handle came in on January 4th, 2020. Since then, he took the responsibility for the evaluation of about 550 submissions, which means approximately three new submission per work week. Note that this does not include the submissions that were handled by Bedřich Benes in 2020 and 2021, and by Pierre Alliez in 2022 and 2023.

**Editorial Board.** Given the steadily increasing number of direct submissions to CGF, we increased the size of the Board over the years – currently, 55 Associate Editors help out on our Board. Every year, we aim to (1) maintain the required competences for evaluating all submissions, (2) further improve diversity on the Board, especially wrt. gender balance (the percentage of women on our Board has never been as high as it is now, for example), but also wrt. geography, and (3) set up a good combination of experienced Board members, together with uprising colleagues. During the 2020–2023 period, the Board contributed (altogether) more than 200 term years (of almost 100 AEs), handling a total of over 800 assignments to submission (this includes assignments to revisions). The median number of assignments per year is  $\approx 3 \frac{1}{3}$  ( $q1^1: \approx 1 \frac{3}{4}$ ,  $q3: \approx 5 \frac{5}{8}$ ). A (relatively small) number of “often used” AEs have helped us with 8 or even more assignments during one year!

**Decisions.** In total, and based on the extensive work of *many* reviewers and many Associate Editors from our Editorial Board, we concluded upon more than 1000 decisions:

- about 250 desk-reject decisions
- about 225 “reject” decisions
- about 300 decisions requiring either a minor or a major revision after a full evaluation
- about 25 decisions requiring another minor revision after the evaluation of a revision by an Associate Editor
- about 225 “accept” decisions

**Time to response.** Besides the primary task of making high-quality decisions regarding the submissions to CGF, another important task was/is to overlook that we altogether make proper progress so that the submitting authors get a response from us in due time.

- desk-reject decisions take on average about five days per case ( $q1: \approx 1$  day,  $q2/\text{median}: \approx 3$  days,  $q3: \approx 8$  days); while the EiCs made about 2.5 desk-reject decisions per month in early 2020, this number increased to about 10 more recently
- decisions after a full evaluation cycle, including reviews as recruited by the Associate Editors, took on average a bit more than two months ( $q1: \approx 51$  days,  $q2/\text{median}: \approx 64$  days,  $q3: \approx 83$  days)
- decisions after a check of a minor revision by an Associate Editor took about 2.5 weeks on average ( $q1: \approx 8$  days,  $q2/\text{median}: \approx 14$  days,  $q3: \approx 23$  days)

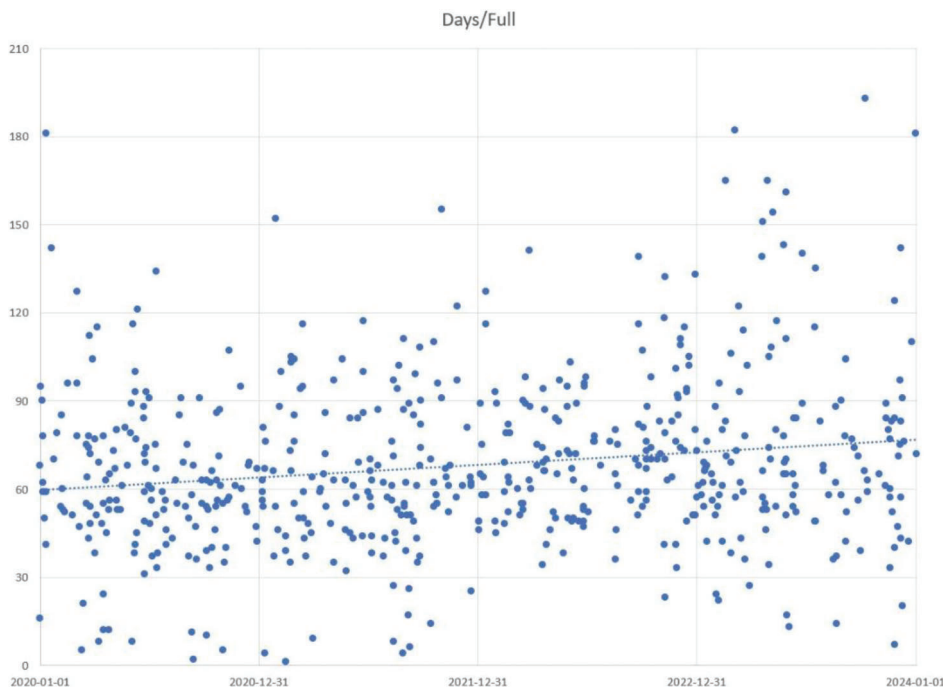
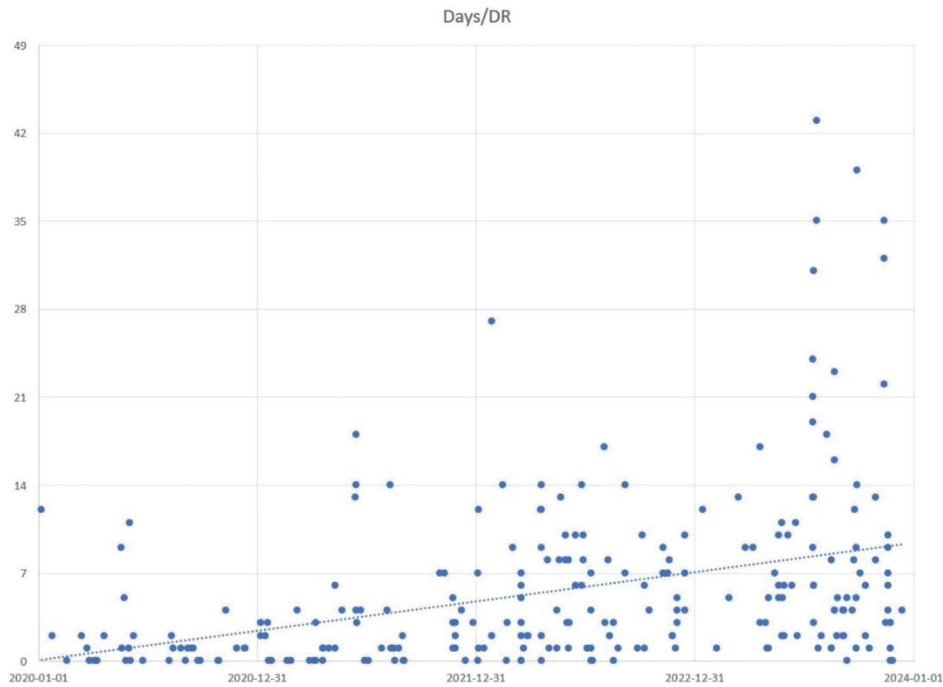
All in all, we consider CGF as a fast journal. Besides the investment of the EiCs, this is due to the important work of many Associate Editors with terms of four years that overlap[ped] with the here discussed period of 2020–2023, partially or fully, together with hundreds of reviewers.

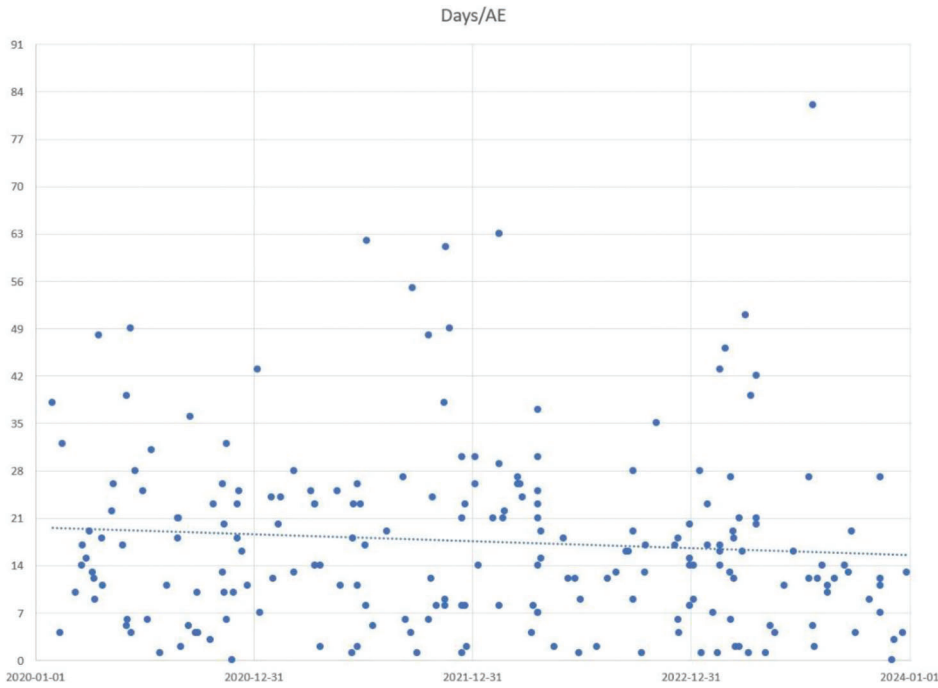
**Conferences in CGF.** In addition to handling direct submissions to CGF, the EiCs interacted with the Editors of the usually six special issues per year, publishing the full paper proceedings of Eurographics, EuroVis, Pacific Graphics, the Rendering Symposium, the Geometry Processing Symposium, the Computer Animation Symposium, and High-Performance Graphics. While most of the work, necessary to come up with the special issues, is done by the Paper Chairs of these conferences (Special Issue Editors), together with their International Program

Committees as well as many external reviewers, the EiCs of CGF interact with the Paper Chairs to understand the process and, eventually, confirm the decisions made by the Paper Chairs.

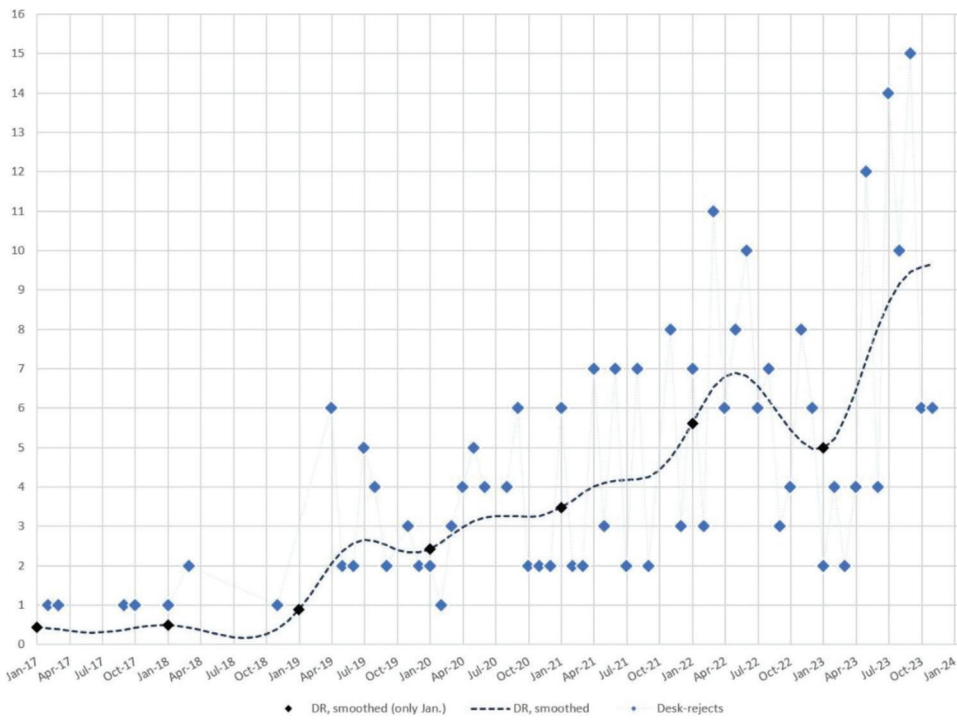
Since 2020, all of this resulted in over 700 additional papers in 24 special issues (~26% by Pacific Graphics, ~23% by EuroVis and Eurographics [each], ~11% by Graphics Processing, etc.). Altogether, special issues combined with regular issues, CGF published close to 1000 articles in these four years.

**Visualization, more numbers.** In the following, we include some statistical graphics, which may be of interest: How long did it take us to (top) desk-reject, to (middle) do a full evaluation with reviews, to (bottom) have a revision checked by the Associate Editor?

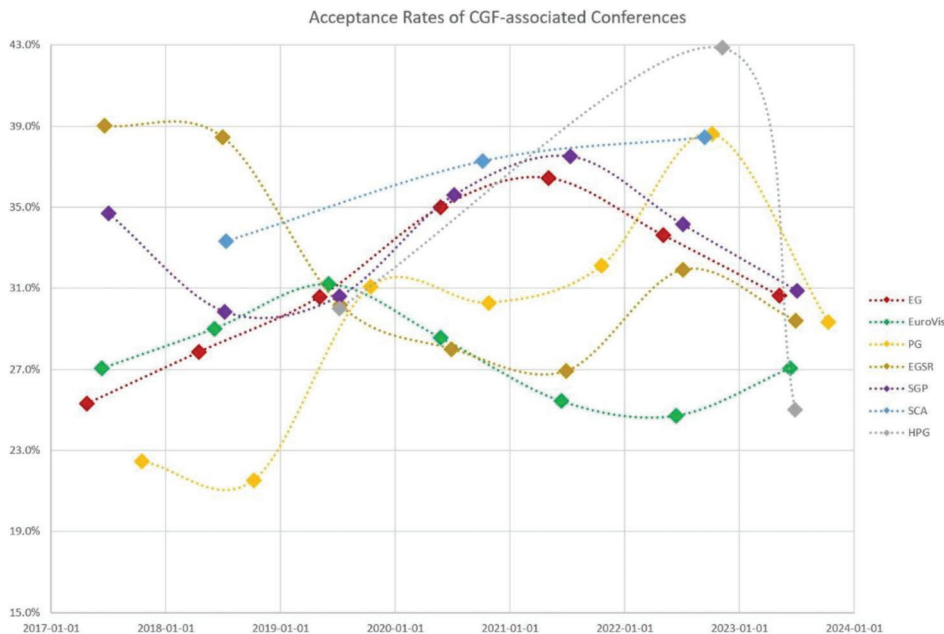




Since the number of desk-rejects – see also the next visualization – increased over the years, it also started to take the EiCs longer to make these decisions. Given that we did a full evaluation, including reviews recruited by the Associate Editor, it took us 2 to 2.5 months (on average) to get back to the authors. For an Associate Editor, it took between two and three weeks (on average) to check a revision, often just one week. While desk-rejects were relatively rare in 2017 (about 1 desk-reject per two months), this number increased to about 10 desk-rejects per month, recently.



The vast majority of these submissions are desk-rejected as “out of scope”



There is no universal consensus on which numbers are important. The journal impact factor is one example. Another such number is the acceptance rate, for ex., when looking at a conference (in principle, we all agree that good papers should be accepted, and not-so-good papers may be rejected). In the past four years, we had discussions about the acceptance rates of the conferences that publish their papers in CGF. Over time, we arrived at an approximate view that an acceptance rate between 27% and 31% seems to be healthy. Last year, all of the CGF conferences were approximately in this range.

**Growing CGF:** When considering direct submissions to CGF (not including the special issues with the conference papers), we have seen a steady increase in numbers since 2017 (in 2017, CGF received about 100 such submissions, in 2023 we were up to more than 200 submissions). Eurographics has decided to install a third EiC, maybe as early as end of 2024, to make sure that enough resources are available to handle all of those submissions and to provide time for strategic projects.

**Geographic changes:** At the end of 2017, the EiCs of CGF reported a 24-to-11(-to-10-to-7-to-6) ratio of China-to-Germany(-to-USA-to-UK-to-France), when comparing the largest numbers in terms of where the first author of a submission came from (for 2017). Six years later, at the end of 2023, we reported a 128-to-60(-to-25-to-20-to-19) ratio of China-to-India(-to-Germany-to-France-to-USA) – computed over the last two years.