

# Efficient I/O for Parallel Visualization

Thomas Fogal<sup>†</sup> and Jens Krüger<sup>‡</sup>

---

## Abstract

*While additional cores and newer architectures, such as those provided by GPU clusters, steadily increase available compute power, memory and disk access has not kept pace, and most believe this trend will continue. It is therefore of critical importance that we design systems and algorithms which make effective use of off-processor storage. This work details our experiences using parallel file systems, details performance using current systems and software, and suggests a new API which has greater potential for increased scalability.*

---

## 1. Introduction

Large scale parallelism is widely used not only to simulate complex phenomenon, but also to process the resultant data for understanding and insight. Parallel visualization and analysis applications exist to aid in this process, but I/O performance analysis generally takes a back seat to other metrics, such as renderer performance, with the justification that one only reads the data once and then spends much more time interacting with it. However, as we scale visualization tools up, we find that the time taken for the initial reading of the data is prohibitive, and becomes a significant barrier to the scientist's task: to understand their data and gain new insight in their science.

In developing any application, there are a number of practical concerns which must be considered to obtain acceptable performance. In the space of I/O, and especially distributed filesystems, many visualization and analysis developers pay little heed to these concerns. In this work we hope to elucidate some 'best practices' for writing applications which will utilize parallel filesystems, as well as steer a convergence between application and filesystem developers.

### 1.1. Previous Work

Since the performance of most large scale visualization systems is clearly bound by I/O performance a significant body of literature exists to analyze and improve this component of parallel software. We provide a brief overview of a subset of that literature here.

The predominant file systems in use in modern supercomputers are the Network File System (NFS) filesystem and Lustre. NFS was originally developed by Sun and is now in its fourth revision. However, despite the third revision's release almost twenty years ago [CPS95, HH04], it is still in wide deployment. The "Linux Cluster" filesystem, Lustre [SM08], is a newer filesystem which distributes the I/O workload across multiple nodes, and thus has been demonstrated to scale considerably better. Both systems have characteristics which should inform how we develop software to run on such systems. We focus this work on these two filesystems due to their prevalence in high performance computing environments.

Collective I/O (CIO) [Nit95, SCJ\*95, Kot97] was introduced as a very versatile concept where the I/O bandwidth is increased by coalescing a number of I/O requests to be sent to the storage system as a single large request. Memik et al. [MKC02] extended CIO as Multi-Collective I/O (MCIO) by optimizing I/O accesses to multiple arrays simultaneously. They show that optimal MCIO patterns require the solution to an NP-complete problem but are able to demonstrate up to 85% speedups over CIO using a heuristic approach.

A similar concept was recently presented by Kendall et al. [KGH\*09]. They showed that, with a carefully chosen greedy algorithm, end-to-end access times of under a minute are possible in the visualization of terascale data. Their system accessed multi-file netCDF [RD90] data using the Parallel netCDF library [LkLC\*03], which in turn is built on top of MPI-2 [GHLL\*98].

Lofstead et al. [LKS\*08, LZKS09, HKL\*10] report that on current supercomputers, independent I/O tends to outperform collective I/O. They present the ADaptable IO System

---

<sup>†</sup> Scientific Computing and Imaging Institute (SCI)

<sup>‡</sup> DFKI, IVDA, Intel VCI, SCI

(ADIOS) and — in combination with MPI-IO and collective MPI-IO — report speedups of about an order of magnitude compared to a serial HDF5 access. To improve access to data stored in HDF5 Howison et al. [HKK\*10] present optimizations for the Lustre File System.

Specifically targeting scientific visualization of large-scale earthquake simulations on parallel systems, Ma et al. [MSB\*03] demonstrated that overlapping I/O with rendering can significantly reduce inter frame delay. This concept was extended into a general parallel visualization pipeline for large earthquake simulations by Yu et al. [YMW04b].

Yu et al. [YVO08] conducted an extensive characterization, tuning, and optimization of parallel I/O on Jaguar, a Cray XT based supercomputer at Oak Ridge National Laboratory which uses Lustre [SM08] for its IO subsystem.

Yu et al. [YMW04a] demonstrated general I/O solutions for the visualization of time-varying volume data in a parallel and distributed computing environment.

Peterka et al. [PYR\*09] also present optimization strategies for the problem of volume rendering large time dependent datasets, focused specifically on the IBM Blue Gene/P system system. Their summary result is that even with optimized storage and access systems I/O still severely limits the overall performance and more research is required in this area.

Recently, Lang et al. [LCL\*09] performed a comprehensive study of I/O on Intrepid, the IBM Blue Gene/P system at the Argonne Leadership Computing Facility. In their work they also give a broad overview of existing parallel file system evaluations and HPC system scaling studies.

Ching et al. contribute a a more modern take on file and range locking in distributed filesystems [CkLC\*07]. Using their distributed lock manager, they demonstrate scalability up to 32 servers, something the POSIX locking model cannot provide.

## 1.2. Contribution

Our primary goal with this work is to inform developers writing visualization and analysis applications on the characteristics of I/O systems at a multitude of scales. We desire to show methods by which parallel applications can be written to maximize performance for developers' constituency, without working directly with their user base or clusters which the application will run on. As a community, we will never have the resources required to address the specific machines that every supercomputing-based science group needs to utilize. Therefore we must design applications which perform well on such machines without investing weeks (or months) of a visualization or I/O expert's time to achieve that performance.

Most I/O studies focus on a particular machine and even

a specific application on that machine. This approach would not, however, serve our purpose of identifying I/O best practices which are widely applicable. We contribute end-to-end scalability results of a typical analysis problem on volume data, for numerous clusters and a variety of I/O backends.

Finally, based on our work developing parallel visualization and analysis applications like the one in this work, we propose an extension to the ubiquitous POSIX API which has the potential to greatly improve the performance of parallel I/O systems.

The remainder of this paper is organized as follows. First, we review some disk and I/O characteristics which are common to both serial and parallel environments. In Section 3 we describe filesystems in common use in modern cluster computing environments. Then we expound the design of a program which has I/O as a major component, and describe implementations using numerous backend APIs, in Section 4. In Section 5 we use the knowledge gained in Sections 3 and 4 to enumerate an API which would allow improved scalability on current and future parallel filesystems. Finally, we conclude by highlighting the limitations, drawbacks, and opportunities for mistaken conclusions which arise due to our methods.

## 2. Data Access Time

The overall time to perform any I/O operation is well studied. Generally we consider this to follow the simple equation:

$$T_{total} = T_{access} + T_{trans}$$

that is, the total time to perform an I/O operation is equal to the time to seek to the desired track along with the time for the start of the needed sector to spin under the disk head, plus the time for the platter to spin until all the required sectors have passed under the head.

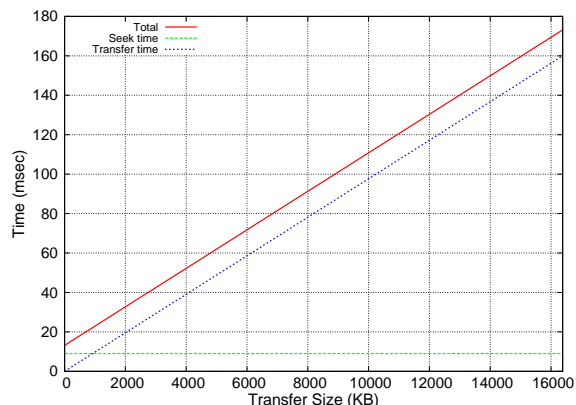
We will utilize a hypothetical modern disk with an average access time of 8 msec, and a sustained transfer rate of 100 MB/s. The access time is a conservative median for current consumer level disk drives. The 100 MB/s sustained transfer rates are not yet possible with current consumer level disks, but the number is close enough and serves our purpose well.

### 2.1. Considerations for access time optimizations

The total time to transfer data of  $M$  MB can be described by the equation:

$$T_{total} = \frac{T_{access}}{1000} + \frac{M}{R_{trans}}$$

where  $R_{trans}$  denotes the transfer rate in MB per second. We divide  $T_{access}$  by 1000 to express it in seconds as it is normally given as milliseconds. Consequently, the access time



**Figure 1:** Total I/O time as a function of transfer size. Transfer rate quickly overtakes access time.

represents a percentage  $P$  of the overall time, which can be expressed as:

$$P = 100 \cdot \frac{T_{\text{access}}}{T_{\text{total}} \cdot 1000}$$

$$= \frac{T_{\text{access}}}{\frac{T_{\text{access}}}{100} + 10 \cdot \frac{M}{R_{\text{trans}}}}$$

If we now insert the parameters of the above described hypothetical disk and assume that we are partitioning our data in 10 MB blocks we arrive at the conclusion that—when we need to do a random seek operation for every single block of data—the seek time accounts for only 7% of the overall time to access the data.

Now, to assess the gain of a specific layout scheme we consider the following equation. It measures the performance gain  $G$  in percent for a given scheme if that scheme reduces random access by a factor of  $F$ .

$$G = 100 \cdot F \cdot \left( \frac{\frac{T_{\text{access}}}{1000} + \frac{M}{R_{\text{trans}}}}{\frac{M}{R_{\text{trans}}}} - 1 \right)$$

$$= 100 \cdot F \cdot \left( \frac{\frac{T_{\text{access}}}{1000}}{\left( \frac{M}{R_{\text{trans}}} \right)} \right)$$

$$= \frac{F}{M} \cdot \frac{T_{\text{access}} \cdot R_{\text{trans}}}{10}$$

Again, assuming the hypothetical drive parameters from above and we get

$$G = \frac{F}{M} \cdot 80$$

For a scheme that reduces random access by a factor of 3, only a 2.6% improvement in runtime would be achieved for

10 MB blocks, while with the same scheme the performance would be almost tripled with 900 byte blocks.

From these numbers we conclude that in most environments, in particular those with structured data—where larger data blocks can be utilized more easily—a data layout optimization would only improve a very small fraction of the overall time and is most likely not worth the implementation and maintenance effort. For environments that *must* break the data into tiny chunks a clever layout strategy to improve data access times can in the best case (in which practically all disk operations involve seeks) double the data access performance.

It is worth noting that with the advent of solid state drives, in particular for consumer workstations, this minimal block size required to utilize unwrought data layout strategies while still obtaining good performance is bound to shrink even more, as those drives have a significantly smaller ‘seek’ time with only moderately higher transfer rates.

Finally, it should once again be stressed that the percentages given above account for maximum theoretically possible optimization potentials if all seek operations could be completely avoided and no other additional overhead would come from the layout. In reality the speedup that can be gained from a access time optimization will stay below that value. In particular it is worth noting that accessing data via optimized layout schemes does not come for free. Kendall et al. [KGH\*09] demonstrated for distributed memory systems that a random ordering scheme outperforms most space filling curve approaches.

The takeaway:

- If the data is broken into pieces larger than 10 MB, then it is not worth worrying about the data layout for even consumer level disks.
- For kilobyte sized chunks a clever layout strategy can significantly cut the data access time on a standard HDD.

### 3. Parallel Filesystems

All distributed filesystems have unique characteristics which should inform the way we access and process data. In this section we will highlight some of the common pitfalls that may be found with applications designed to run in an NFS or Lustre environment.

#### 3.1. Opening Files

Opening a file is one example of an operation which performs uniquely in a distributed environment. In NFS systems, this is implemented via the client sending an ACCESS or GETATTR remote procedure call. The operation asks the server if the client is allowed to access the file, or requests metadata for the file. The server responds with a small message containing the resulting permissions. The situation in

Lustre is similar: queries go to a global ‘metadata server’ (MDS) which determines access information. In both systems, *the file is not opened*. Doing so would consume resources on the server, particularly due to read-ahead caching, and the request to actually read or write the file may be significantly delayed in time – or may never come at all!

This has important implications for programs running on such filesystems. Any distributed filesystem is going to scale extremely poorly with a program that opens many files at one time. Since the `open` call must correctly report errors, the request and response must be entirely synchronous. There is no `openv` system call in POSIX, analogous to `readv`. Therefore every open file request must send a (very small) message to a server, and wait for a (very small) message to return. The network capacity for messages at these sizes is extremely poor. It is important to note that *Lustre does not scale any better than NFS* in this use case, as it has the singular bottleneck of one MDS per filesystem. Many sites split up their Lustre offerings into multiple filesystems as a way to mitigate this problem, but of course these must then be mounted under different locations in the filesystem hierarchy.

To prevent inducing poor performance in this manner, avoid opening more than one or two files per process; at large scale, even that will be a bottleneck. Furthermore, if at all possible, avoid synchronization points immediately before opening files: if one absolutely needs an `MPI_Reduce`, for example, try opening the file immediately before the reduce instead of immediately after. This should prevent a ‘thundering herd’ (to steal a term from the threading world) of processes which pound on the metadata server at the same time. It is interesting to note that the ADIOS middleware library already attempts to mitigate this effect [HKL\*10].

The takeaway:

- At large scale, eschew large numbers of files.
- Stagger synchronization points with `open` calls.

### 3.2. Closing Files

Distributed filesystems almost unilaterally implement what is referred to as ‘close-to-open cache consistency’. To increase performance, writes are cached locally on the client filesystems. During regular intervals or in response to certain events, the client cache is flushed to the server.

This presents difficulties in implementing `writes`. The problem is in reporting errors when a write should fail; since the system only writes to a local cache, the write never reaches its final destination and thus additional errors could still occur after the user process has proceeded beyond the write. It is possible for the write to be sent to the server machine, enter into the server’s cache, and eventually be denied due to a transient error (e.g. exceeding quota). Yet the client system cannot report this error to the running process, be-

cause the process has long since moved on from the failing write call.

Distributed filesystems thus require a client cache to write-through all changes when the client application closes the file. Client operating systems must get a confirmation from the server that all data has been flushed *before* it returns from the client processes’ `close` call; this is the last possible operation for the file, and thus the distributed systems’ final opportunity to report errors which may indicate data loss.

It is therefore highly desirable to delay close operations which occur after writes. If a process is writing multiple output files, try to make it maintain two open files instead of one, and close the file from the previous iteration while writing in the current iteration.

Sadly many applications, even those designed to run on supercomputers, do not check the return value of the `close` system call. There is no reason to believe that what was written is at all valid, given such applications.

The takeaway:

- Always check `close` for errors!
- Try to delay closes that appear after writes.

### 3.3. Locking

By ‘locking’ here we are referring to advisory file locking, a la the `flock` system call; mandatory file locking has its own set of issues in even a serial environment, and the utility of such locking in an HPC environment is nebulous. In our experience, few if any large scale visualization and analysis applications utilize file locking. However, it is worth noting that locking typically adds an I/O synchronization point, much like `close` would. For this reason it is not recommended that an application lock and unlock files unless there is an interaction with known external software which dictates it. If at all possible, a better solution would be to `close` the files on the writing process, and send a message to reading processes notifying them that the writer has completed – before they attempt opening the files at all.

Locking can in theory provide the best mechanism for inter-process communication in a distributed environment (i.e. to coordinate with in situ visualization and analysis processes), however it is not in wide use, perhaps due to the issues mentioned here. As noted earlier [CKLC\*07], this is still an area of research in HPC systems and so we recommend the aforementioned explicit synchronization methods for now.

## 4. Parallel Data Access

To identify the ideal method for accessing data in numerous environments, we wrote test programs using a variety of APIs and API options, then evaluated their performance. Yet

many scientific visualization and analysis packages, in addition to large scale simulation software, utilizes some I/O middleware for data access. These middleware packages offer complexity reduction, and typically provide a method for ascribing higher level metadata with data, such as the dimensionality and mesh information. After identifying the ideal low-level methodologies, we sought to quantify the differences between middleware libraries, and in particular their scalability on distinct clusters.

To quantify this, we developed the same analysis program using a variety of backend APIs. The program is simple: it is a threshold-based volume segmentation tool. The software reads in a large volume and outputs a binary mask volume which indicates the voxels which fall between the threshold values. The program is parallel, and out-of-core: the input volume is intelligently bricked, and each process is responsible for a set of bricks. Processes load up a brick and generate an output brick one at a time. We chose out-of-core as opposed to in-core because it models how future (even current) visualization and analysis software must be written, given the current trend of increasing processing-power-to-memory ratios.

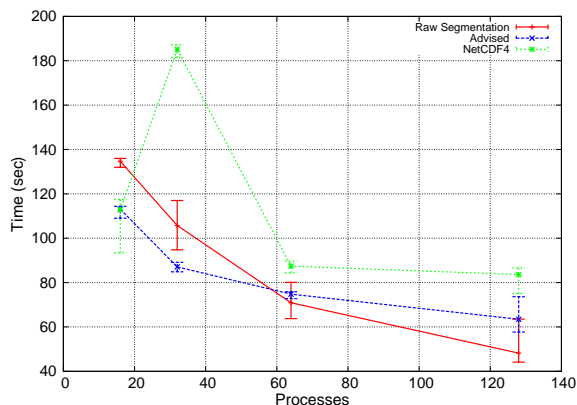
#### 4.1. Results

We ran our application on multiple distinct supercomputers. One cluster is specifically designed for visualization; another excelled at analysis; the third is a very large scale general purpose supercomputer designed for ‘leadership computing’. Installation dates were diverse: one cluster was commissioned in 2008, another went into production early in 2010, and a third was originally installed in 2005, receiving its most recent upgrade in 2009. All of these clusters are using Lustre for their backend filesystem. On all systems, we used the ‘native’ compilers and, where available, system-installed modules for the libraries we required.

For backend I/O we tested multiple configurations: NetCDF, HDF5/NetCDF, and a custom solution.

The hierarchical data format (HDF) is a data model which has seen significant uptake in the parallel computing world. It provides mechanisms for organizing complex data in an extensible manner. We did not look directly at HDF5, but instead considered it in concert with NetCDF.

The Network Common Data Form is a library which provides array-oriented data access. Like HDF5, NetCDF files endeavor to be partly self-describing. With recent releases of the NetCDF library, there are a multitude of options for backend I/O. The first is so-called ‘classic’ NetCDF files. These files have a limit of 2Gb per variable, and thus were not considered for this study. The ‘64bit offset’ format is an extension of the ‘classic’ format to allow use of 64bit indices, and thereby to address files of, for all practical purposes, unlimited size. The final format is the so-called ‘NetCDF4’ format – somewhat confusing because the ‘64bit



**Figure 2:** Strong scaling of our example segmentation program running on cluster #1, with a variety of I/O backends. ‘NetCDF4’ is NetCDF with an HDF5 backend. ‘Raw’ is our hand-generated simple I/O layer, and ‘Advised’ a minor modification on it. Error bars indicate maximum and minimum running times per process in the job.

offset’ format debuted in 3.6.0, right before the 4.0 release, yet is a distinct backend – which uses HDF5 as its backend. To disambiguate, we refer to the ‘64bit offset’ format as “NetCDF-64” and the HDF5-backed format as “NetCDF4” in this work.

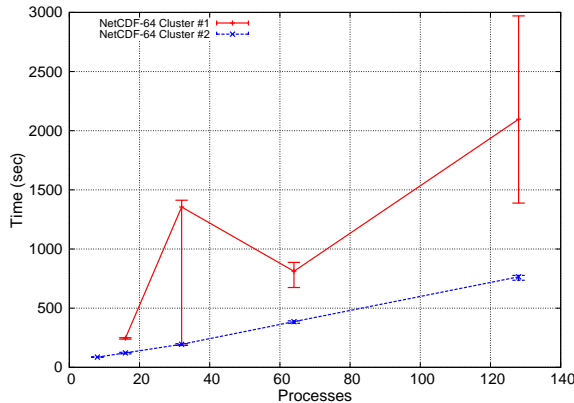
We also developed a custom I/O layer based on our experiences on a variety of machines, including workstations. The approach is very simple: each process memory-maps a chunk of the large input data file, as well as the relevant portion of the output mask file. Data are processed out of the memory-map as is, without intermediate buffers. The source for this version is thus simpler than any other version of the program, containing no memory management code for data buffers. As such, this version required the least memory by a wide margin: the API dictated an approach which was naturally out-of-core.

The results on the first cluster can be seen in Figure 2. ‘NetCDF4’ is NetCDF backed with an HDF5 file. ‘Raw segmentation’ uses our custom I/O layer based on `mmap`. ‘Advised’ is the ‘Raw’ line, with the addition of just a single line of code, placed before we process a block of data:

```
posix_fadvise(fd,
             index * sizeof(float),
             buffer_size,
             POSIX_FADV_WILLNEED
            );
```

we will need block  $X + 1$  in the near future, just before we begin processing block  $X$ . We had found that including this optimization increases our performance 3 to 4x on desktop systems. Results on the supercomputer do show an initial increase in performance, but the effect was unfortunately subdued at higher concurrency. We do not include results for





**Figure 3:** Strong scaling using the NetCDF ‘64bit offset’ file format on multiple clusters. Higher levels of concurrency led to decreased overall performance when using this format. Of note is the high variability from cluster #1, characteristic of that machine’s I/O subsystem.

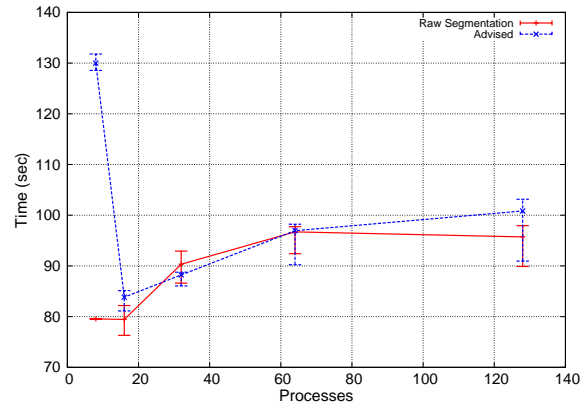
the NetCDF-64 run in this figure, as it did not fit in the same scale as the pictured backends.

Results for this machine were somewhat difficult to report, because they varied so widely. We ran the scaling study for one particular format straight through, with no delays between runs, multiple times. In each instance the NetCDF4 result included a spike in the running time. For our raw segmentation, we would see results offset by 20 seconds or so, and the width of the error bars would change arbitrarily. The readahead version of the program experienced less variability, but we were unable to conclude whether this was a property of the program or simply luck. The data presented in figures represents the *set* of runs which performed best overall, for that I/O backend. Error bars indicate the variability seen across all processes for that run.

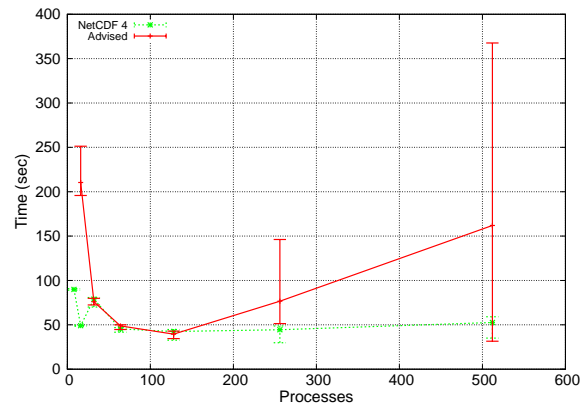
The NetCDF-64 results could not be plotted with the other results, due to the large difference in scale. Results using this format on multiple clusters is provided in Figure 3. Performance actually decreased with this backend. For this reason, we highly recommend forcing the HDF backend (using the `NC_NETCDF4` flag) when writing applications which make use of the NetCDF API.

Results from running on the second cluster are given in Figure 4. The HDF-backed NetCDF version could not be run on this cluster due to a software incompatibility.

Results from the third cluster are given in Figure 5. This machine is one of the largest scale supercomputers we have access to, and so we performed runs at larger levels of concurrency, although we did not utilize the entire cluster. We only performed the ‘advised’ version of our raw algorithm for this cluster, as the simpler version gave essentially the



**Figure 4:** Raw segmentation strong scaling with and without explicit caching, on the second cluster. Explicit single-block readahead makes little difference, especially at higher concurrency levels.



**Figure 5:** HDF-backed NetCDF and raw advised I/O method scaling on the third cluster. Performance is largely the same at first, hinting that explicit readahead is likely too limited to be effective. At higher levels of concurrency, our writes get very small, and the HDF backend is able to deal with the case much more effectively.

same performance, and compute time was harder to obtain for this machine.

## 5. A Parallel File API

In the work presented for this paper, as well as our previous experience writing visualization and analysis programs targeting supercomputers, we have noticed that the available I/O models presented by the standard POSIX API is insufficient from both the producer and consumer vantage points. Implementers are not given enough information about access patterns that applications are utilizing, which prevents them from optimizing the I/O for common tasks. Library and application developers, on the other hand, have no mechanism

for communicating such information. The result is sub-par performance, with both parties feeling like there is little that can be done.

For this reason, we present an API which:

- models the way visualization and analysis application programmers think about their data,
- simplifies data access, and
- enables implementers to design effective filesystems.

A summary of the methods which the API provides is given in Table 1. Our primary goal with such an API is to encourage application developers to structure their code in such a way that it models a similar API, as it provides more information to lower levels. At the same time, we hope middleware libraries and even kernel code begin to offer APIs which allow application developers to provide this kind of information. In the end, there should be much more data about the patterns and intent of data access that the application provides to the levels which can make use of it.

`open_range` and `close_range`; `open` and `close` calls which work with byte ranges. One of the issues that plagues I/O concurrency at large scales is the inability to indicate which portion of data a process intends to access: each process only needs some subset of the overall data, but cannot communicate this a priori to middleware or the runtime system. To perform effectively in the majority of cases, caching, large stripe sizes, and readahead must be employed by the I/O system. However these techniques create false sharing when byte ranges overlap.

A popular method to combat this problem is to create a single file per process. Since only one process accesses the file, it is clear to the I/O subsystem that concurrent access is impossible. While this is effective at the small scale, at the highest levels of concurrency the method becomes untenable due to overwhelming amounts of metadata: listing all files in a directory would require making a hundred thousand requests to a server. Even if this were technically feasible, it presents significant data management difficulties; it would be much easier on users if we could contain results into a singular file.

Many analysis applications would be able to calculate the byte offset they will need on a given process given just the total number of processes and the dimensions of the dataset (or number of points in a point mesh). Visualization software may need to produce a spatial hierarchy of the data, but again this can be done with relatively little metadata. By providing this information to the underlying I/O subsystem up front, application developers can cleanly solve one of the more difficult problems in defining distributed file systems: distributed lock management.

It should be an error to specify a byte range beyond the file length when opening a file for read-only access. When used for write access, this would be a viable method for extending the file's length. All offsets from a file opened in this manner

are relative to the start of the byte range. Attempting to read beyond the end of the byte range results in end-of-file.

If the API is made to work with existing file descriptors, the standard `close` call is the only API needed. If this API returns a more opaque type, an API-specific `close` method will be required.

`readanyv`; a read that accepts a number of blocks and returns one of them. Many applications can identify what data it will need using a small amount of metadata. For the segmentation application used in this work, for example, we could compute that easily based only on the total amount of data and the number of processes in the analysis job. A volume renderer could read just the world extents of each block and use that for a spatial subdivision. In short, it is common for an application to be able to make progress given some small subset of its input, as long as each subset is 'complete' in some sense. This interface allows an API implementer to do *intelligent* read-ahead; as demonstrated in our test program, this can provide compelling performance advantages.

The API should return pointers; it should not accept previously allocated buffers. The gives the implementer freedom to manage allocations, enabling flexibility in choices of underlying APIs. For example, memory-mapped files generally require page-aligned memory, which is not provided by `malloc` or `new`, and is more difficult to use at fixed addresses, as opposed to letting the kernel choose the mapping.

`finished`; an asynchronous flush operation. This indicates that the given file (or byte range within the file, given `open_range`) will no longer be used. The method returns prior to performing any I/O operations. It is an error to read from or write to the given file after performing this operation. It is an error to open the given file within the same process without an intermediate `close` operation. An implementation may detect these errors. It is unspecified whether any other process sees any modifications to the open file before a future `close` operation completes.

The intent is to allow a system to better manage its cache and write throughput. Should the system experience memory pressure, these cache blocks are the best candidates to consider for flushing. If the network or host resources are currently busy, the system might delay making the write request until a better time. This would also allow an implementation to avoid a 'thundering herd' of disk write requests: mitigated in a system such as Lustre, but a difficult problem in an NFS-like environment.

It is important to note that, while this system interface was explicitly developed to deal with the problems of distributed systems, most calls could provide benefits for applications targeted to typical workstations. The issues are largely the same, though the stakes are higher in a distributed system. Furthermore, such a system would not obviate the need for current infrastructure; not all file access can be made to conform to this model, but the intent is that large scale applica-

System call	Description
<code>open_range</code>	open with an explicit range of accessible bytes.
<code>close_range</code>	clean up resources associated with a buffer
<code>readanyv</code>	accept a set of blocks and returns when any one full block is available
<code>finished</code>	asynchronous flush; return immediately, but mark buffers as unused.

**Table 1:** Summary of proposed new APIs.

tions would be able to effectively utilize these APIs for their primary I/O needs.

## 6. Conclusions

We have presented performance characteristics of modern disks. Utilizing that information, we evaluated a variety of APIs for file access with large scale data by implementing the same program using multiple backends. Where APIs had options which may effect performance, we experimented with those options to identify which set gave the best parallel performance on our chosen problem. We evaluated this program on multiple clusters, attempting to identify generalized practices which application developers could follow to obtain superior performance in the common case: where they have no control over where their users will run the released code.

Variability in I/O performance, such as that depicted in Figure 3, was considerably higher than we expected it to be. In some cases we observed a job taking twice as long to execute than it did at another point in time. This presents a difficult challenge for interactive visualization and analysis applications, which should provide the illusion of interactive response yet are highly susceptible to such latency. The results encourage the use of progressive or multiresolution renderers, which can be used to provide real-time responses in the plausible event that the supercomputer cannot respond quickly enough.

While good performance can be obtained using operating system APIs directly, we do not advocate developers use these directly at this time. Higher level libraries such as NetCDF, HDF5, and ADIOS provide mechanisms for self-describing metadata and data attributes, and can achieve similar performance with the proper configuration, not to mention providing portability across a wider set of systems. Instead of having every application developer familiarize themselves with these to-the-metal APIs, our community should instead work towards the goal of incorporating these ideas into higher level libraries. However, some API changes, preferably to accommodate a model more like the one presented in Section 5, could go a long way towards getting users to write code that can be scaled much more easily.

For application developers, we present the following maxims for obtaining the best I/O performance possible:

- Stagger operations that read or write file metadata.

- Read or write in large chunks: 10 megabytes or more.
  - This frees the developer from the requirement of identifying and implementing intelligent data layout schemes.
- Use memory-mapped files whenever possible.
- If you can do more, unrelated work before `close`-ing some file resource, do so.
- *Always* check and report errors during `close`.

### 6.1. Limitations

Any study is subject to the limitations of that which can be tested, as well as the time available to perform tests *ad nauseum*. This study is no different, and suffers from at least the following barriers and limitations on its conclusions.

The most serious is our chosen test application. We have chosen to implement a program which essentially maintains two small buffers at any one time: a brick of the input file and an output brick. In a real-world application, it would be desirable to load as much data as would fit in the current memory. Furthermore, many current applications are not intelligent enough to implement either method: they employ strictly in-core algorithms. Due to the memory struggle between application heap allocations and the operating system's filesystem caching, in-core applications clearly perform worse when the heap memory required grows close to the available memory on a node. Finally, our application performs very little work on each input voxel; this was done to emphasize I/O time, but is uncharacteristic of any useful analysis program. Therefore it is likely that the application presented here performs better than real-world visualization and analysis applications.

A second issue, particularly with respect to the proposed API, is the lack of thorough evaluation. No applications have been written to such an API. We have implemented the API in user-space, but no middleware or applications have as-yet been adapted to utilize the model it presents. Despite these shortcomings, we feel the approach is well-informed based on our experiences here and in prior literature.

## 7. Future Work

The ADIOS library is unique in that it is not a file format alone, but rather a middleware suite that interfaces to a variety of backend methods for reading and writing data. These



methods include HDF5, NetCDF4 and ADIOS-only backends such as raw POSIX I/O and MPI-IO. Unfortunately the current release at the time of publication (ADIOS 1.2.1) does not yet support out-of-core data access. For large scale visualization and analysis applications, which commonly run on just a subset of the nodes utilized to produce simulation data in the first place, we judged this to be an essential feature. We contacted the development team and they agreed to look into out-of-core APIs for a future release; we therefore hope to include ADIOS results in a future study.

We would like to extend the methodologies used in this work to a larger set of parallel algorithms. In particular, algorithms which must do considerably more per-voxel computation, and those which require information from neighboring voxels.

### Acknowledgements

The work presented in this paper was made possible in part by the Office of Advanced Scientific Computing Research, Office of Science, of the U.S. Department of Energy under Contract No. DE-AC02-05CH11231 through the Scientific Discovery through Advanced Computing (SciDAC) program's Visualization and Analytics Center for Enabling Technology (VACET), by the NIH/NCRR Center for Integrative Biomedical Computing, P41-RR12553-10 and by Award Number R01EB007688 from the National Institute of Biomedical Imaging and Engineering, as well as the Intel Visual Computing Institute and the Cluster of Excellence "Multimodal Computing and Interaction" at the Saarland University. The content is under sole responsibility of the authors.

### References

- [CKLC\*07] CHING A., KENG LIAO W., CHOUDHARY A., ROSS R., WARD L.: Noncontiguous locking techniques for parallel file systems. In *Proceedings of the 2007 ACM/IEEE conference on Supercomputing* (New York, NY, USA, 2007), SC '07, ACM, pp. 26:1–26:12. <http://dx.doi.org/10.1145/1362622.1362658>. 2, 4
- [CPS95] CALLAGHAN B., PAWLOWSKI B., STAUBACH P.: RFC 1813: Nfs version 3 protocol specification, June 1995. <http://www.ietf.org/rfc/rfc1813.txt>. 1
- [GHLL\*98] GROPP W., HUSS-LEDERMAN S., LUMSDAINE A., LUSK E., NITZBERG B., SAPHIR W., SNIR M.: *MPI: The Complete Reference, Volume 2 - The MPI-2 Extensions*, vol. 2. The MIT Press, 1998. <http://mitpress.mit.edu/catalog/item/default.asp?tttype=2&tid=5045>. 1
- [HH04] HILDEBRAND D., HONEYMAN P.: *NFSv4 and high performance file systems: Positioning to scale*. Tech. Rep. citi-04-02, University of Michigan, 2004. <http://www.citi.umich.edu/NEPS/positions/hildebrand.pdf>. 1
- [HKK\*10] HOWISON M., KOZIOL Q., KNAAK D., MAINZER J., SHALF J., DONOFRIO D.: Tuning hdf5 for lustre file systems. In *Proceedings of Workshop on Interfaces and Abstractions for Scientific Data Storage Heraklion* (Crete, Greece, September 2010). [http://www.mcs.anl.gov/events/workshops/iasds10/howison\\_hdf5\\_lustre\\_iasds2010.pdf](http://www.mcs.anl.gov/events/workshops/iasds10/howison_hdf5_lustre_iasds2010.pdf). 2
- [HKL\*10] HODSON S., KLASKY S., LIU Q., LOFSTEAD J., PODHORSZKI N., ZHENG F., WOLF M., KORDENBROCK T., ABBASI H., SAMATOVA N.: Adios 1.2.1 user's manual, August 2010. <http://users.nccs.gov/~pnorbert/ADIOS-UsersManual-1.2.1.pdf>. 1, 4
- [KGH\*09] KENDALL W., GLATTER M., HUANG J., PETERKA T., LATHAM R., ROSS R.: Terascale data organization for discovering multivariate climatic trends. In *Proceedings of the Conference on High Performance Computing Networking, Storage and Analysis* (New York, NY, USA, 2009), SC '09, ACM, pp. 15:1–15:12. <http://doi.acm.org/10.1145/1654059.1654075>. 1, 3
- [Kot97] KOTZ D.: Disk-directed i/o for mimd multiprocessors. *ACM Trans. Comput. Syst.* 15 (February 1997), 41–74. <http://doi.acm.org/10.1145/244764.244766>. 1
- [LCL\*09] LANG S., CARNS P., LATHAM R., ROSS R., HARMS K., ALLCOCK W.: I/o performance challenges at leadership scale. In *Proceedings of the Conference on High Performance Computing Networking, Storage and Analysis* (New York, NY, USA, 2009), SC '09, ACM, pp. 40:1–40:12. <http://doi.acm.org/10.1145/1654059.1654100>. 2
- [LkLC\*03] LI J., KENG LIAO W., CHOUDHARY A., ROSS R., THAKUR R., GROPP W., LATHAM R., SIEGEL A., GALLAGHER B., ZINGALE M.: Parallel netcdf: A high-performance scientific i/o interface. In *Supercomputing, 2003 ACM/IEEE Conference* (nov. 2003), p. 39. [http://ieeexplore.ieee.org/xpls/abs\\_all.jsp?arnumber=1592942](http://ieeexplore.ieee.org/xpls/abs_all.jsp?arnumber=1592942). 1
- [LKS\*08] LOFSTEAD J. F., KLASKY S., SCHWAN K., PODHORSZKI N., JIN C.: Flexible io and integration for scientific codes through the adaptable io system (adios). In *Proceedings of the 6th international workshop on Challenges of large applications in distributed environments* (New York, NY, USA, 2008), CLADE '08, ACM, pp. 15–24. <http://doi.acm.org/10.1145/1383529.1383533>. 1
- [LZKS09] LOFSTEAD J., ZHENG F., KLASKY S., SCHWAN K.: Adaptable, metadata rich io methods for portable high performance io. In *Proceedings of the 2009 IEEE International Symposium on Parallel&Distributed Processing* (Washington, DC, USA, 2009), IEEE Computer Society, pp. 1–10. <http://portal.acm.org/citation.cfm?id=1586640.1587524>. 1
- [MKC02] MEMIK G., KANDEMIR M., CHOUDHARY A.: Exploiting inter-file access patterns using multi-collective I/O. In *Proceedings of the 1st USENIX Conference on File and Storage Technologies* (Berkeley, CA, USA, 2002), FAST '02, USENIX Association. <http://portal.acm.org/citation.cfm?id=1083323.1083350>. 1
- [MSB\*03] MA K.-L., STOMPPEL A., BIELAK J., GHATTAS O., KIM E. J.: Visualizing very large-scale earthquake simulations. In *Proceedings of the 2003 ACM/IEEE conference on Supercomputing* (Washington, DC, USA, 2003), SC '03, IEEE Computer Society, pp. 48–. <http://portal.acm.org/citation.cfm?id=1048935.1050198>. 2
- [Nit95] NITZBERG W. J.: *Collective parallel I/O*. PhD thesis, University of Oregon, Eugene, OR, USA, 1995. UMI Order No. GAX96-13380 <http://portal.acm.org/citation.cfm?id=238886&CFID=6478942&CFTOKEN=35881037>. 1
- [PYR\*09] PETERKA T., YU H., ROSS R., MA K.-L., LATHAM R.: End-to-end study of parallel volume rendering on the ibm blue gene/p. In *Parallel Processing*,

2009. *ICPP '09. International Conference on* (sept. 2009), pp. 566–573. [http://ieeexplore.ieee.org/xpls/abs\\_all.jsp?arnumber=5362481](http://ieeexplore.ieee.org/xpls/abs_all.jsp?arnumber=5362481). 2
- [RD90] REW R., DAVIS G.: NetCDF: an interface for scientific data access. *Computer Graphics and Applications, IEEE* 10, 4 (jul. 1990), 76–82. [http://ieeexplore.ieee.org/xpls/abs\\_all.jsp?arnumber=56302](http://ieeexplore.ieee.org/xpls/abs_all.jsp?arnumber=56302). 1
- [SCJ\*95] SEAMONS K. E., CHEN Y., JONES P., JOZWIAK J., WINSLETT M.: Server-directed collective I/O in panda. In *Proceedings of the 1995 ACM/IEEE conference on Supercomputing (CDROM)* (New York, NY, USA, 1995), Supercomputing '95, ACM. <http://doi.acm.org/10.1145/224170.224371>. 1
- [SM08] SUN MICROSYSTEMS I.: Peta-scale I/O with the lustre file system. Oak Ridge National Laboratory/ Lustre Center of Excellence papers [http://wiki.lustre.org/images/9/90/Peta-Scale\\_wp.pdf](http://wiki.lustre.org/images/9/90/Peta-Scale_wp.pdf), February 2008. 1, 2
- [YMW04a] YU H., MA K.-L., WELLING J.: I/O strategies for parallel rendering of large time-varying volume data. In *In Proceedings of the Eurographics/ACM SIGGRAPH Symposium on Parallel Graphics and Visualization* (June 2004), pp. 31–40. <http://www.cs.ucdavis.edu/~ma/papers/PGV04.pdf>. 2
- [YMW04b] YU H., MA K.-L., WELLING J.: A parallel visualization pipeline for terascale earthquake simulations. In *Proceedings of the 2004 ACM/IEEE conference on Supercomputing* (Washington, DC, USA, 2004), SC '04, IEEE Computer Society, pp. 49–. <http://dx.doi.org/10.1109/SC.2004.6>. 2
- [YVO08] YU W., VETTER J., ORAL H.: Performance characterization and optimization of parallel I/O on the Cray XT. In *Parallel and Distributed Processing, 2008. IPDPS 2008. IEEE International Symposium on* (April 2008), pp. 1–11. [http://ieeexplore.ieee.org/xpls/abs\\_all.jsp?arnumber=4536277](http://ieeexplore.ieee.org/xpls/abs_all.jsp?arnumber=4536277). 2